



QUALITY MARINE  
EQUIPMENT SINCE 1981

# MAX PROP

AUTOMATIC FEATHERING PROPELLERS

# AUTOMATIC FEATHERING PROPELLER

# MAX-PROP

**M**ax-Prop is the leading low drag propeller on the market today. Since starting production in the 1970's Max-Prop has proven itself on racing and cruising boats around the world. With over 40,000 propellers in the water, the Max-Prop is tested daily in the harshest conditions and has established itself as the most efficient and reliable low drag propeller.

The combination of low drag, outstanding reverse power, efficient forward performance, and fail safe design makes Max-Prop the ideal Sailboat propeller on the market today. Now with the introduction of the Whisper, Max-Prop has taken a large step forward in the propulsion of Sailboats.

“ I am a notorious sailing cheapskate who squeezes his pennies so hard Abe Lincoln cries—yet I always put a Max prop on any cruising vessel I buy. Not only does it dramatically improve my light air performance, it increases my top-end as well. Even better, it allows me to safely claw off a lee shore in extreme conditions. My Max Prop went 20 years, two circumnavigation, and over 80,000 ocean miles without a rebuild—that's value. ”

- Cap'n Fatty Goodlander

## MAX-PROP MODELS

### 2 BLADE CLASSIC

PAGE 3



- LOW DRAG
- GREAT REVERSE
- INTERNAL ADJUSTABLE PITCH

### 3 BLADE CLASSIC

PAGE 3



- LOW DRAG
- GREAT REVERSE
- INTERNAL ADJUSTABLE PITCH
- SMOOTH RUNNING

### 3 BLADE EASY

PAGE 4



- LOW DRAG
- GREAT REVERSE
- EXTERNAL ADJUSTABLE PITCH
- SMOOTH RUNNING
- 1 PIECE INSTALLATION

# BENEFITS OF A MAX-PROP

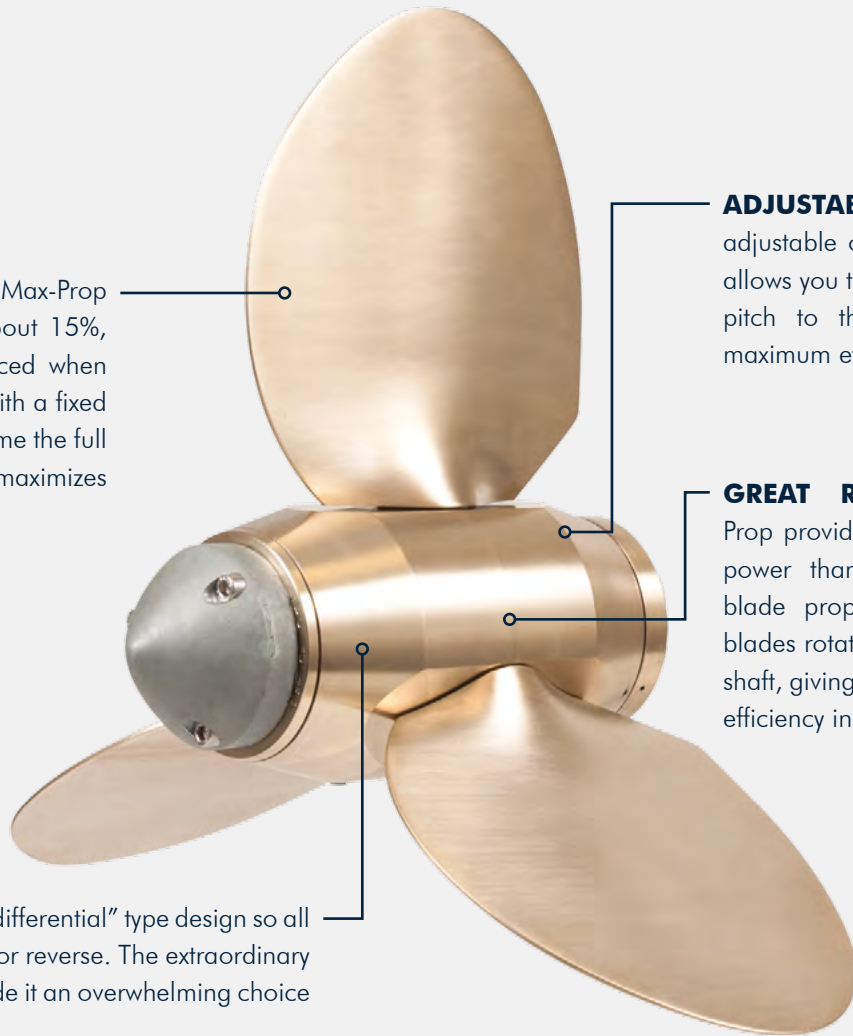
# WHY MAX-PROP?

**LOW DRAG:** Under sail the Max-Prop will increase sailing speed by about 15%, the largest difference being noticed when sailing in light air. When sailing with a fixed propeller the vessel has to overcome the full propeller, installing a Max-Prop maximizes sailing performance.

**RELIABILITY:** Max-Prop uses a “differential” type design so all blades open in unison in forward or reverse. The extraordinary reliability of the Max-Prop has made it an overwhelming choice for long range cruisers.

**ADJUSTABILITY:** The pitch is adjustable on all Max-Props. This allows you to optimize the propeller pitch to the engine to achieve maximum efficiency.

**GREAT REVERSE:** The Max-Prop provides 80% greater reverse power than a comparable fixed blade propeller. In reverse the blades rotate 180° in ¾ turn of the shaft, giving the Max-Prop the same efficiency in reverse as in forward.



## 4 BLADE EASY



PAGE 4

- LOW DRAG
- GREAT REVERSE
- EXTERNAL ADJUSTABLE PITCH
- SMOOTH RUNNING
- MORE POWER

## 5 BLADE WHISPER



PAGE 6

- LOW DRAG
- GREAT REVERSE
- EXPONENTIALLY SMOOTH RUNNING
- MAXIMUM THRUST
- 1 PIECE INSTALLATION

## ACCESSORIES

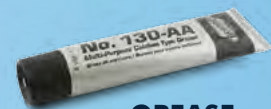
PAGE 7



ZINCS




PAINT



GREASE

# TWO & THREE BLADE CLASSIC



The original Max-Prop was designed in the early 70's for the high tech race boat market. Since proving itself in the racing arena, the Classic Max-Prop has earned its way into the mainstream market as the leader in low drag propellers. Today you will find the Classic Max-Prop on a wide range of vessels from a modest 25 foot daysailer to 161' Bluenose II.

With the increased popularity of the cruising vessel, Max-Prop introduced the three blade classic model in the early 80's. This propeller will enhance a vessel's performance both under power with less vibration, better power in load conditions, and under sail with reduced drag.

With regards to performance under power, both two and three blade propellers will power the boat well in flat water. The three blade has a major advantage when going against heavy winds and seas; it will maintain the boat speed up to 30% better than the two blade. Moreover, a three blade propeller will run much smoother and reduce vibrations as it is balanced around three points as opposed to two.

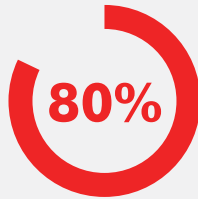
With its unsurpassed performance in both forward and reverse, the Classic Max-Prop has become a legend among the sailing community.

Available from 11" to 48" for shafts  $\frac{3}{4}$ " to  $3\frac{1}{2}$ " or metric equivalent 2 blade is also available for SailDrive



## EFFICIENT POWER

In forward the Max-Prop will offer 96% of the efficiency of a fixed blade propeller of the same diameter and pitch. The 4% loss in power can usually be eliminated by precisely matching the pitch of the Max-Prop to fit the boat engine combination.



## OUTSTANDING REVERSE

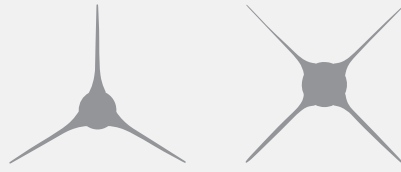
The Max-Prop provides 80% more power than a comparable fixed blade propeller. The Max-Prop utilizes the same leading edge in forward as it does in reverse giving the propeller the same thrust in both directions dramatically improving control and power in reverse.

## FEATURES

- Efficient power
- Outstanding reverse
- Reduces vibrations
- Unequaled reliability
- Very low drag
- Internally adjustable pitch



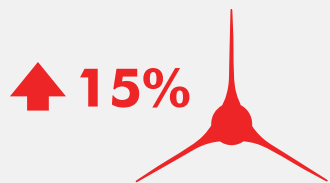
# THREE & FOUR BLADE EASY



The Max-Prop Easy is a step forward in Max-Prop design. The ease of installation and simple pitch adjustment make this model a great choice for a wide range of boats. The three and four blade designs provide smooth and efficient power.


As with all Max-Props the Easy pitch is adjustable. With the Easy pitch is adjustable in 2 degree increments, providing the ability to fine tune the loading of the engine. Moreover, pitch adjustment can be done in the water as the propeller does not need to be disassembled to change the pitch.

Same outstanding reverse as the 3 blade Classic. The Easy ships fully assembled, making installation similar to a fixed propeller, basically slide it onto the shaft, nut it in place, and the propeller is ready to go.



## EXTREMELY LOW DRAG

Under sail the Max-Prop will increase sailing speed by about 15%, the largest difference being noticed when sailing in light air. When sailing with a fixed propeller, the vessel has to overcome the fixed blade drag. Installing a Max-Prop maximizes sailing performance.



## ADJUSTABLE PITCH

If your engine achieves either too much or too little RPM at max throttle, adjust the pitch to a higher or lower setting to attain the correct RPM. Pitch adjustment can be done in the water as the propeller does not need to be disassembled to change the pitch.

Available from 12" to 31" for shafts 1" to 2" or metric equivalent also available for SailDrive

## FEATURES

- Efficient power
- Outstanding reverse
- Smooth operation
- Very low drag
- Easy installation
- Adjustable pitch



# FIVE BLADE WHISPER



The Max-Prop Whisper uses five blades to provide ultra-quiet operation and impressive thrust. The resulting powering performance is especially noticeable when powering against heavy wind and seas. The five blade design also provides for a substantial noise and vibration reduction in all conditions.

The Whisper is based on the "Easy" design, so it ships fully assembled, making installation and pitch changes simple and fast. The pitch is adjustable by 2 degree increments, providing the ability to fine tune the loading of the engine. Moreover, pitch

adjustment can be done in the water as the propeller does not need to be disassembled to change the pitch.

The Whisper is designed for large vessels with heavy displacement, which can benefit from the extra thrust and quiet performance of a five blade propeller

Available from 18" to 50" for shafts  
1" to 4" or metric equivalent.

## ULTRA SMOOTH OPERATION

A five blade propeller will offer the smoothest possible run under power, quieting down your drivetrain.

## FEATURES

- Efficient power
- Outstanding reverse
- Ultra smooth operation
- Low drag
- Easy installation
- Adjustable pitch



# MAX-PROP ACCESSORIES

## ANODES



Keeping a quality sacrificial anode on your Max-Prop is critical to a long life for the propeller. Galvanic corrosion can destroy any piece of metal on a boat. A quality anode will help to protect your investment. PYI provides both Zinc and Aluminum anodes. All of our zincs have a metal ring molded into the anode to assist in discharging the electrical current throughout the entire anode, improving the life of the anode.

## VELOX PLUS



Marine growth on any propeller can dramatically reduce the efficiency of the propeller. Velox Plus is a hard finish antifouling paint developed specifically to protect propellers, shafts, struts, SailDrive's and other metallic parts immersed in the water. It is a great solution for an age old problem.

## GREASE KITS



Max-Props should be greased once a year. This can be done in or out of the water. If the boat is in the water year round you should have a diver in the water at least once a year to check anodes; they can grease the propeller at that time. Or, if the boat is hauled every year, it is easy to grease it while it is out of the water. The grease kit provides everything you need to lubricate your Max-Prop.

## SPARE & COMBO KITS



The Classic Max-Prop uses screws to assemble the propeller. Over time and use any screw will wear out. We sell complete kits of screws to replace worn ones. We also have Combo boxes available that include zincs, a grease kit, and screws ready for all the maintenance needs for your Max-Prop.

# WWW.MAX-PROP.COM



#### HEADQUARTERS

12532 Beverly Park Road  
Lynnwood, WA 98087  
(425) 355-3669  
info@pyiinc.com  
www.pyiinc.com

#### EUROPEAN OFFICE

ZI du Capitou, 85 rue Louis Lepine  
83600 Frejus - France  
+33 4 94 5327 70  
info@seaviewprogress.com  
www.seaviewprogress.com

Get social with us!

